



GARDEN
FOR WILDLIFE™

Garden for Wildlife™



Attracting birds, butterflies and other wildlife is a wonderful way to make a difference right outside your door. It all starts with the things you plant.

When you create a wildlife-friendly garden, you'll be rewarded by knowing you're doing your part to help restore habitat. Imagine looking out the window into a landscape teeming with singing birds, colorful butterflies and beautiful plants and water features that attract wildlife.

It's easier than you might think.

National Wildlife Federation has been helping people restore wildlife habitat where they live, learn, work, play, and worship since 1973. Just provide the basic components of habitat and the birds and other wildlife will show up! It's that simple!

Visit our website for more expert tips on creating a wildlife habitat garden at nwf.org/garden.



5 SIMPLE TIPS TO GET STARTED

1. Plant a shrub that flowers for pollinators and produces berries for birds and other animals.
2. Put out a birdbath. Even small water features will be used by wildlife.
3. Provide cover with dense shrubs, wildflower gardens, rock walls and evergreens.
4. Mount a nesting box for birds, plant host plants for butterfly caterpillars or install a frog pond as places to raise young.
5. Put away the chemicals. Natural gardens are better for you and your family as well as the wildlife.

Get Certified!

Any place where you can create a wildlife-friendly garden can be recognized as a **Certified Wildlife Habitat®** by National Wildlife Federation. Your yard, a local park, a container garden, urban rooftop, a schoolyard or corporate landscape, regardless of size, can serve as important wildlife habitat.

Certifying is as simple as providing the four habitat components—food, water, cover, and places to raise young—and practicing **sustainable gardening techniques** such as eliminating pesticides, conserving water and planting native species.

Why Certify?

Aside from the rewards of offering wildlife a place to thrive, when you certify you get the following benefits:

- Inclusion in the National Wildlife Federation's **Certified Wildlife Habitat® national network**
- A **personalized certificate** for your wildlife habitat
- An optional **press release** to share with your local media about your achievement
- A subscription to the National Wildlife Federation's **Garden for Wildlife™ newsletter**
- A free one-year membership to the National Wildlife Federation which includes a subscription to **National Wildlife® magazine**
- A 10% discount on nesting boxes, feeders, birdbaths and other products from **National Wildlife® catalog**
- Eligibility to purchase and post an **attractive yard sign** to display your commitment to wildlife and the environment

PHOTO CREDIT (from left to right):
Certified Courtyard by Sally Vance (pg 1)
Ruby Throated Hummingbird by George Brehm (pg 1)
Monarch Butterfly by Marie Serrazina (pg 1)
Carpenter Bee by Robin Lee-Thorp (pg 1)



**GARDEN
FOR WILDLIFE™**

Create a Sustainable Garden That Helps Wildlife

All wildlife need the following four things to survive:





Ready to Start?

Certify now with our new mobile friendly online application at nwf.org/garden.

There you'll find expert advice, tips, projects, videos, books and more that will tell you everything you need to know to create an amazing wildlife-friendly garden habitat and to get it certified.

Already Certified?

You're eligible to post one of our yard signs to share your accomplishment. To log in and purchase a sign, please visit nwf.org/yardsign.





Certified Wildlife Habitat[®] Application

Use this form to certify your wildlife-friendly habitat garden in your yard, school grounds, place of worship, or anywhere in your community. If the habitat meets the basic requirements, you'll join the growing movement of Wildlife Gardeners and receive a personalized certificate suitable for framing, a National Wildlife Federation membership, a subscription to the award-winning National Wildlife[®] magazine, a 10% discount on National Wildlife Federation catalog products, and opportunity to display a yard sign. You can also submit this application online at nwf.org/garden.

Property owner or organization _____

If you are filling out this application for someone else, please write their name in the space provided above.

If organization, contact person _____

Name(s) to Appear on Certificate _____

Maximum 30 characters, spaces included. (Personalized certificates are final, all future change requests will result in a \$5 change order fee. Please apply online to preview your personalized certificate)

Address of Habitat _____

City _____ **State/Province** _____ **Zip Code** _____

Telephone _____ **Email Address** _____

Mailing Address (if different from above) _____

Check the option that best describes your habitat.

Home

Pre-K-12 School

Organization / Institute (Choose type below)

Business / Corporation

College / University

Farm

Roadside / Right-of-Way

Community Garden

Government Building / Property

Place of Worship

Museum

Nature Center / Educational Setting

Park / Forest / Refuge

Other

Food Sources

Plants provide the basic foods for wildlife. Feeders can be used as a supplemental source of food. Remember that some creatures will become food for others in a balanced habitat. Encourage a natural diversity of wildlife in your yard to ensure a healthy ecosystem. How do you provide food for wildlife? (Minimum requirement: 3)

PLANT FOODS:

- Seeds
- Nuts
- Pollen
- Berries
- Fruits
- Foliage/Twigs
- Nectar
- Sap

SUPPLEMENTAL FEEDERS:

- Seed
- Suet
- Squirrel
- Butterfly
- Hummingbird

Water Sources

Wildlife need a clean water source for drinking and bathing. How do you provide water for wildlife? (Minimum requirement: 1)

- Birdbath
- Water Garden/Pond
- Shallow Dish
- Butterfly Puddling Area
- Lake
- Rain Garden
- Stream/River
- Spring
- Seasonal Pool
- Ocean

Places for Cover

Wildlife need shelter from bad weather and hiding places—for both predators and prey. How do you provide cover for wildlife? (Minimum requirement: 2)

- Wooded Area
- Dense Shrubs/Thicket
- Bramble Patch
- Evergreens
- Ground Cover
- Brush/Log Pile
- Rock Pile/Wall
- Burrow
- Cave
- Meadow/Prairie
- Roosting Box
- Water Garden/Pond

Places to Raise Young

In order to provide complete habitat, you must provide places for wildlife to engage in courtship behavior and to mate, and then to bear and raise their young. How do you provide places to raise young for wildlife? (Minimum requirement: 2)

- Mature Trees
- Dead Trees/Snags
- Meadow/Prairie
- Dense Shrubs/Thicket
- Nesting Box
- Water Garden/Pond
- Wetland
- Burrow
- Host Plants for Caterpillars
- Cave

Sustainable Gardening Practices

How you manage your garden or landscape can have an effect on the health of the soil, air, water and habitat for wildlife—as well as for the people. Some practices are more environmentally-friendly and sustainable. How do you garden sustainably?

(You need to employ practices from at least two of the three categories below to help manage your habitat in a sustainable way—to better help wildlife, we advocate employing one or more practices from each category.)

SOIL AND WATER CONSERVATION

- Limit Water Use
- Collect Rain Water
- Rain Garden
- Plant Buffer Around Bodies of Water
- Xeriscape (water-wise landscaping)
- Drip or Soaker Hose for Irrigation
- Use Mulch or Ground Cover to Retain Soil Moisture and Limit Erosion
- Reduce or Eliminate Lawn

CONTROLLING EXOTIC SPECIES

- Practice Integrated Pest Management
- Remove Invasive Exotic Species
- Keep Cats Indoors
- Use Native Plants

ORGANIC PRACTICES

- Eliminate Chemical Pesticides
- Eliminate Chemical Fertilizers
- Create Compost Pile



To apply, please send:

- This Completed Application - REQUIRED
 - \$20 Application Fee* (non-refundable) - REQUIRED
- *Applications Fee Waived for Pre-K-12 School Habitats

National Wildlife Federation • P.O. Box 1583 • Merrifield, VA 22116-1583

Allow 4-6 weeks for processing. Please keep a copy of this application for your records.